

SCBA Annual General Meeting 2019

Minutes of the Annual General Meeting held at Andover Baptist Church on 11th November 2019.

Present: 93 Delegates and 41 Visitors from SCBA churches and organisations
6 Staff and 8 Trustees from SCBA

1. Opening Devotions – Mike Mortimer, Association Moderator, welcomed everyone to the Annual General Meeting.

Colin Norris, RM Team Leader, lead a time of worship and devotion.

2. Apologies for absence – 11 apologies had been received.

3. Minutes – The minutes of the 2018 Annual General Meeting, held on 12th November 2018 had been previously circulated. These were accepted as a correct record.

4. Annual Report of the Directors/Trustees for the year ended 31st December 2018 -
An SCBA Annual Review had been distributed at the start of the day.

Report from the Moderator – Mike Mortimer gave an overview of the highlights of 2018 including the new team and the new strategy groups. He encouraged people to consider anyone who would be willing to serve on one of these groups. The Strategy Groups are as follows:

- Staffing Finance and Administration
- Leadership and Ministerial Development
- Safeguarding
- Children, Youth & Families
- Pioneer Mission
- Mission Development
- Home Mission
- Justice
- Communications

If you have an interest in joining any of these groups, please talk to Collin Norris

No questions were asked regarding the Trustees' Report.

The Annual Report was agreed by the members.

Report from the Association Treasurer –

(A full copy of the annual accounts can be found at: <http://www.scba.org.uk/governance.html>)

Nigel Cox gave an overview of 2018 Accounts. (Appendix 1)

He explained how SCBA uses the money to further God's mission (Appendix 2). It was important to note that 37% of the money spent was solely on mission, including the support of Pioneers. Nigel noted that Home Mission giving is below the target figure for 2019, both locally and nationally. He encouraged any churches who would be undertaking a project in 2020 to apply for the Church of the Year fund via their Regional Minister.

No questions were asked. The Annual Report was agreed by the members.

Colin thanked Nigel for all of his hard work.

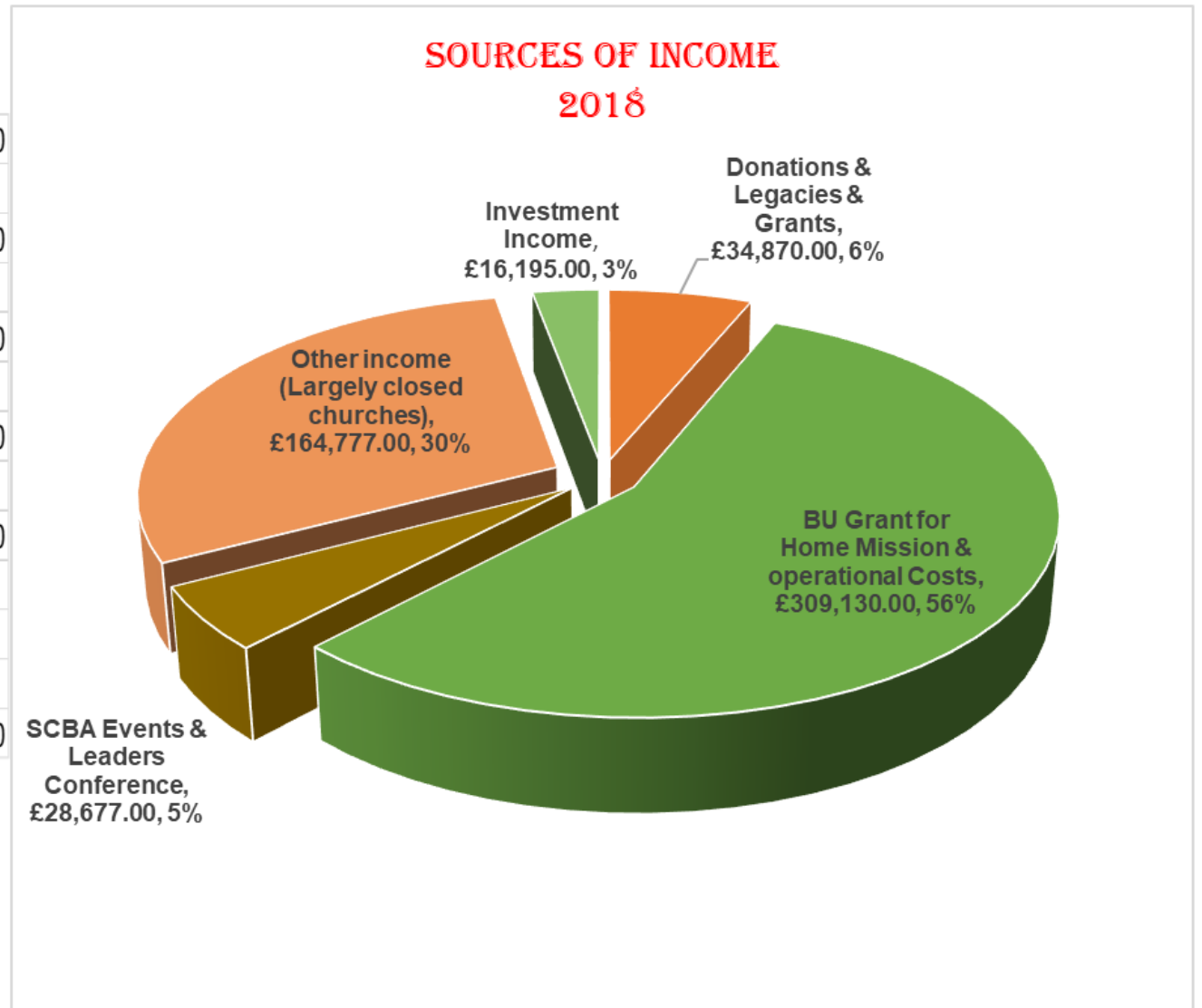
5. Election of the Moderator and Members of the Steering & Strategy Group (Council) – Anne Carter was elected as Moderator of the SSG and John Bragg, Martin Hardwidge and Andy Johnson were voted in as Members of the SSG. Colin thanked Mike Mortimer for his three years of service to SCBA and gifts were presented to him and Denise, his wife. Colin also introduced the members of the SSG that were present at the AGM and asked Revd Jonathan Edwards to lead a time of prayer for them.
6. No further items were raised and the official part of the AGM was brought to a close.

The Regional Ministry team gave an update and snapshot on what has taken place in the last year.

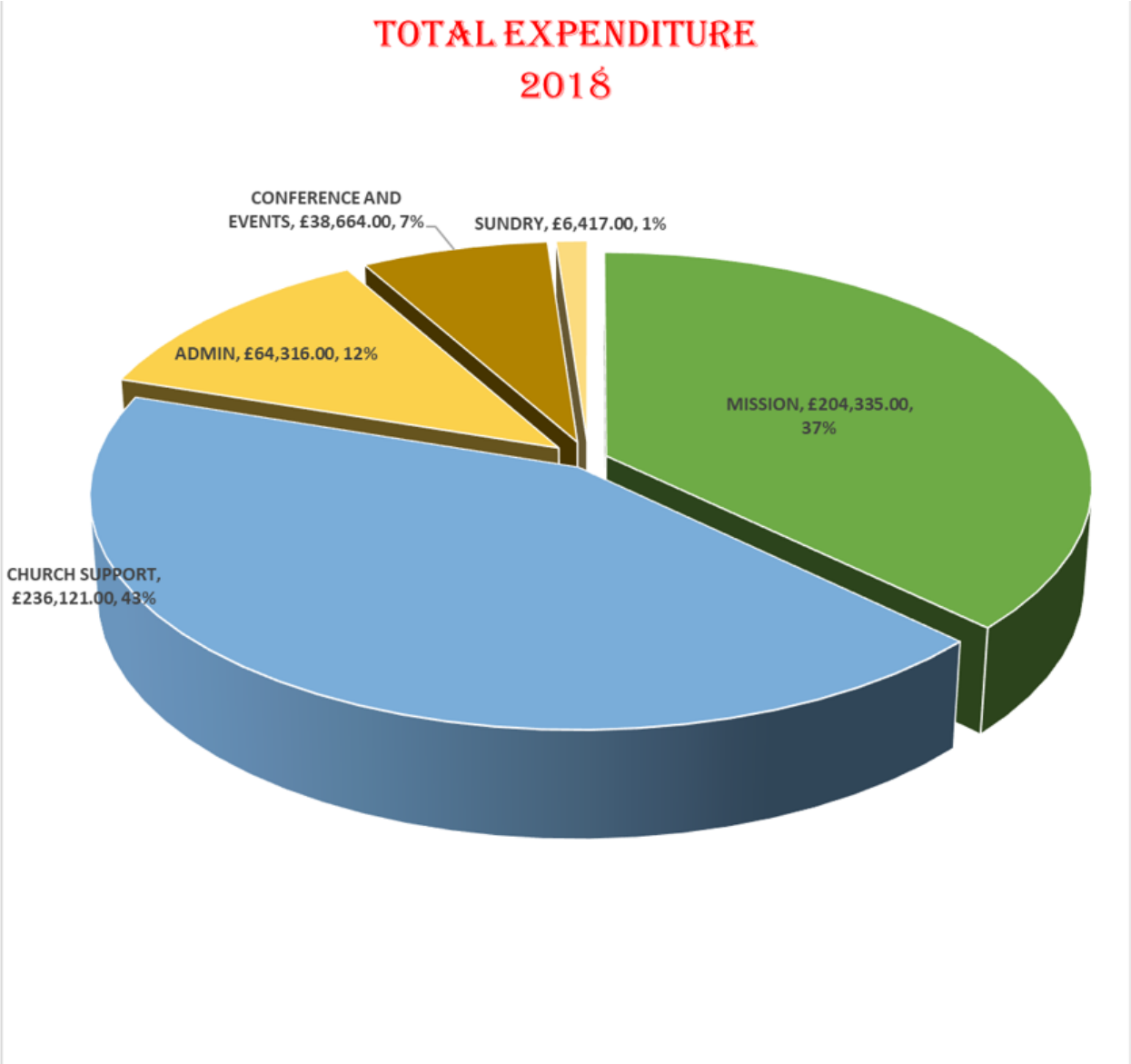
The afternoon ended in worship and prayer.

Appendix 1

Donations, Legacies & Grants	£34,870.00
BU Grant for Home Mission & operational Costs	£309,130.00
SCBA Events & Leaders Conference	£28,677.00
Other income (Largely closed churches)	£164,777.00
Investment Income	£16,195.00
Total Income	£553,649.00



MISSION	£204,335.00
CHURCH SUPPORT	£236,121.00
ADMIN	£64,316.00
CONFERENCE AND EVENTS	£38,664.00
SUNDRY	£6,417.00
TOTAL EXPENDITURE	£549,853.00



Statement of Financial Activities (including income and expenditure account) for the year end 31 December 2018

	Notes	Unrestricted			Total	Total
		General Funds	Designated Funds	Restricted Funds	2018	2017
		£	£	£	£	£
INCOME						
Donations and legacies	2b	2,000	-	32,870	34,870	35,639
Charitable activities	2c	309,130	-	-	309,130	318,148
Investment income	2d	15,365	75	755	16,195	7,609
Other income	2e	192,593	861	-	193,454	149,266
Total income		519,088	936	33,625	553,649	510,662
EXPENDITURE ON						
Charitable activities	3	475,117	43,186	31,550	549,853	625,012
Total expenditure		475,117	43,186	31,550	549,853	625,012
NET INCOME BEFORE GAINS/(LOSSES) ON INVESTMENTS						
		43,971	(42,250)	2,075	3,796	(114,350)
NET GAINS/(LOSSES) ON INVESTMENTS						
		-	(94)	(174)	(268)	6,366
NET INCOME/(EXPENDITURE) BEFORE TRANSFERS						
		43,971	(42,344)	1,901	3,528	(107,984)
TRANSFERS BETWEEN FUNDS						
		(14,123)	14,123	-	-	-
NET (EXPENDITURE)/INCOME BEFORE OTHER RECOGNISED GAINS/(LOSSES)						
		29,848	(28,221)	1,901	3,528	(107,984)
OTHER RECOGNISED GAINS/(LOSSES)						
Actuarial gains/(losses) on defined benefit pension schemes	10	114,901	-	-	114,901	(7,146)
NET MOVEMENT OF FUNDS		144,749	(28,221)	1,901	118,429	(115,130)
RECONCILIATION OF FUNDS						
Total funds brought forward		1,480,345	252,833	106,548	1,839,726	1,954,856
TOTAL FUNDS CARRIED FORWARD		1,625,094	224,612	108,449	1,958,155	1,839,726

CONTINUING OPERATIONS

All income and expenditure has arisen from continuing activities

Balance Sheet As at 31 December 2018

	Notes	2018 £	2017 £
FIXED ASSETS			
Fixed Assets	5	451,751	-
Investments	6	12,020	59,902
		<u>463,771</u>	<u>59,902</u>
CURRENT ASSETS			
Debtors	7	260,516	255,098
Cash and cash equivalents	8	1,441,655	1,885,204
		<u>1,702,171</u>	<u>2,140,302</u>
CREDITORS			
Amounts falling due within one year	9	<u>(65,825)</u>	<u>(111,078)</u>
NET CURRENT ASSETS			
		1,636,346	2,029,224
PROVISION FOR LIABILITIES			
Defined benefit pension scheme liability	10	(141,962)	(249,400)
NET ASSETS			
		<u>1,958,155</u>	<u>1,839,726</u>
FUNDS			
Restricted funds	12a	108,449	106,548
Designated funds	12b	224,612	252,833
General funds	12b	1,625,094	1,480,345
TOTAL FUNDS		<u>1,958,155</u>	<u>1,839,726</u>


These financial statements have been prepared in accordance with the special provisions of Part 15 of the Companies Act 2006 relating to small charitable companies.

The financial statements were approved by the Board of Trustees and Directors of the Association on 25 September 2019 and were signed on its behalf by:



Revd Nigel Cox

Director and Treasurer



Dr Michael Mortimer
Director and Moderator

The notes form an integral part of those financial statements